

OVERVIEW

Our investment philosophy is a fundamental, bottom-up approach to constructing portfolios coupled with a belief that markets tend to be mean reverting over the long-term. We seek to construct high quality, diversified, duration neutral portfolios by identifying the best risk/reward opportunities with a focus on lowering downside volatility.

<p>Seasoned Team & Narrow Market Focus</p> <ul style="list-style-type: none"> PMs have an average of 22 years industry experience and 11 years at Jennison Only invest in investment grade markets 	<p>Differentiated Investment Approach</p> <ul style="list-style-type: none"> Valuation driven approach Alpha historically driven by sector and security selection coupled with active yield curve management 	<p>Deep Focus on Client Relationships</p> <ul style="list-style-type: none"> Average client relationship is 20 years PMs are the main contact for clients, and we strive to develop deep relationships and customized solutions
---------------------------------------------------------------------------------------------------------------------------------------------------------------------------------------------------------------------------------------	---------------------------------------------------------------------------------------------------------------------------------------------------------------------------------------------------------------------------------------------	----------------------------------------------------------------------------------------------------------------------------------------------------------------------------------------------------------------------------------------------------------------

PORTFOLIO MANAGERS

Credit

- Jake Gaul, CFA
- David Morse, CFA
- Eric Staudt, CFA
- Natalia Glekel, CFA
- Griffin Sullivan, CFA

Rates/Yield Curve/Structured

- Samuel Kaplan, CFA
- Dmitri Rabin, CFA
- Adriano Taylor-Escribano

STRATEGY PROFILE

Inception	Firm AUM	Fixed Income AUM	Strategy AUM
February 28, 1993	\$190.2B	\$35.4B	\$1.9B

VEHICLES

- Institutional Separate Account
- Institutional Business Trust

PERFORMANCE (%)

As of March 31, 2026	1Q26	1 Year	3 Years	5 Years	10 Years	20 Years	Since Inception
Active Intermediate Government/Credit Composite (Gross)	(0.13)	4.35	4.34	1.31	2.22	3.71	4.72
Active Intermediate Government/Credit Composite (Net)	(0.16)	4.23	4.22	1.19	2.10	3.59	4.60
Bloomberg US Intermediate Government/Credit Bond Index	(0.02)	4.41	4.24	1.33	2.04	3.18	4.19
Excess Returns (Net)	(0.13)	(0.18)	(0.02)	(0.14)	0.07	0.41	0.41

Sources: Jennison Associates LLC and Bloomberg®. Periods over one year are annualized. Past performance does not guarantee future results. See disclosures for important information. Gross of fee performance is presented before custodial and Jennison's actual advisory fees but after transaction costs. Net of fee performance is presented net of Jennison's actual advisory fees and transactions costs. Performance results are calculated in US dollars and reflect reinvestment of income and other earnings. Please visit <https://www.jennison.com/global/en/institutional/gips/active-intermediate-government-credit-composite> for the Active Intermediate Government/Credit Composite presentation, which includes fee information and criteria for composite performance creation.

There is no guarantee our objectives will be met. The strategy may vary significantly from the benchmark in several ways including, but not limited to, sector and issuer weightings, portfolio characteristics, and security types. Diversification does not protect an investor from market risk and does not ensure a profit or guarantee against a loss.

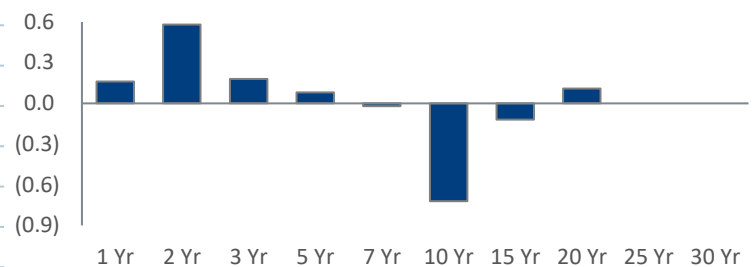
For Professional Investors only. All investments involve risk, including the possible loss of capital. Not for use with the public. Not for redistribution.

CHARACTERISTICS

	Representative Portfolio	Bloomberg US Intermediate Gov/Credit Bond Index
Yield to Worst (%)	4.28	4.20
OAS (bps)	32	26
Effective Duration (yrs)	3.98	3.74
Convexity	0.17	0.20
Average Maturity (yrs)	3.35	4.26
Coupon (%)	3.59	3.68
Average Quality	AA	AA

PARTIAL DURATIONS

Representative Portfolio vs. Bloomberg US Intermediate Gov/Credit Bond Index (yrs)

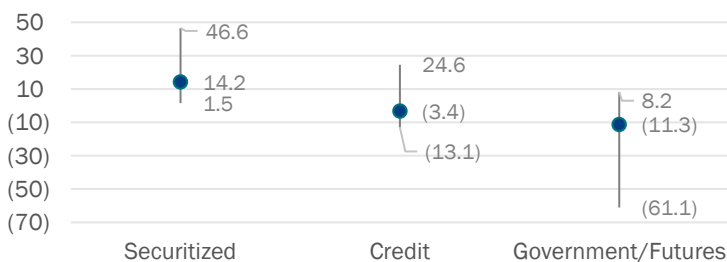


SECTOR ALLOCATION

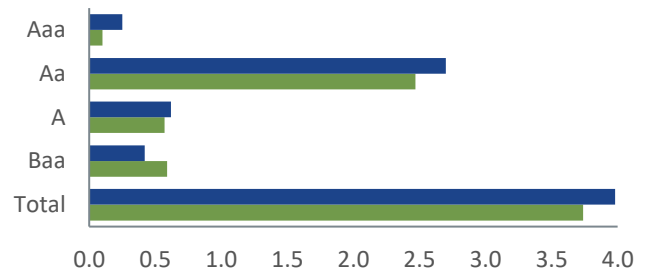
	MV % of Representative Portfolio	MV % of Bloomberg US Intermediate Gov/Credit Bond Index	MV % Difference	CTD Difference (yrs)
Government	54.5	65.8	(11.3)	(0.85)
Credit	30.8	34.2	(3.4)	(0.22)
Financial Institutions	13.4	11.5	1.9	(0.06)
Industrial	14.2	15.3	(1.0)	(0.01)
Utility	2.9	2.4	0.6	0.03
Non-Corporate	0.2	5.1	(4.8)	(0.19)
Securitized	14.2	0.0	14.2	0.24
MBS	0.0	0.0	0.0	0.00
CMO	3.0	0.0	3.0	0.07
ABS	10.6	0.0	10.6	0.15
CMBS	0.6	0.0	0.6	0.02
US Treasury Futures	0.0	0.0	0.0	1.07
Cash	0.4	0.0	0.4	0.00
Total	100.0	100.0	0.0	0.25

HISTORICAL MARKET VALUE BY SECTOR

Representative Portfolio vs. Bloomberg US Intermediate Gov/Credit Bond Index 20 Year Current, Minimum, & Maximum %



CONTRIBUTION TO DURATION BY QUALITY

■ Representative Portfolio (yrs)
■ Bloomberg US Intermediate Gov/Credit Bond Index (yrs)

Characteristics are intended to provide a general illustration of the investment strategy and considerations used by Jennison in managing that strategy during normal market conditions and may change over time. Characteristics do not represent actual portfolio guidelines, which are negotiated with clients. For Professional Investors only. All investments involve risk, including the possible loss of capital. Not for use with the public. Not for redistribution.

DISCLOSURES

All data is as of March 31, 2026, unless otherwise noted.
Due to rounding, individual values may not sum to total shown.

For informational purposes only and not for redistribution. This information is not intended as investment advice and is not a recommendation about managing or investing assets. Jennison makes no representations regarding the suitability of any securities, financial instruments or strategies described herein. In providing this information, Jennison is not acting as your fiduciary. This information does not purport to provide any legal, tax or accounting advice.

The information contained in this document is directed only to qualified professionals and eligible institutional investors. Distribution of this information to any person other than the person to whom this presentation has been originally delivered, and to such person's advisers, is not permitted. Any reproduction of these materials, in whole or in part, or the disclosure or redistribution of any of its contents, without the prior written consent of Jennison, is prohibited. These materials may contain confidential information and the recipient thereof agrees to maintain the confidentiality of such information.

Quality computed using Bloomberg ratings methodology. Bloomberg ratings methodology reflects the ratings of Moody's, Fitch and S&P in such a way that if three different ratings exist for the same instrument the median rating is used; if two different ratings exist, the lower of the two is used and if only one rating exists, then that rating is used. If the debt instrument has not been rated by any of the three rating agencies, the security is classified as "Unrated."

An equivalent Long Term Rating is used in place of the Short Term Rating for relevant shorter duration ABS bonds for reporting purposes.

Sources: Jennison Associates LLC

"Bloomberg®" and Bloomberg Indices are service marks of Bloomberg Finance L.P. and its affiliates, including Bloomberg Index Services Limited ("BISL"), the administrator of the indices (collectively, "Bloomberg") and have been licensed for use for certain purposes by Jennison Associates LLC ("Jennison"). Bloomberg is not affiliated with Jennison, and Bloomberg does not approve, endorse, review, or recommend Jennison's products. Bloomberg does not guarantee the timeliness, accurateness, or completeness of any data or information relating to Jennison's products.

Analytics Provided by The Yield Book® Software. London Stock Exchange Group plc and its group undertakings (collectively, the "LSE Group"). © LSE Group 2026. FTSE Russell is a trading name of certain of the LSE Group companies. "FTSE" and "The Yield Book®" are trade mark(s) of the relevant LSE Group companies and is/are used by any other LSE Group company under license. All rights in the FTSE Russell indexes or data vest in the relevant LSE Group company which owns the index or the data. Neither LSE Group nor its licensors accept any liability for any errors or omissions in the indexes or data and no party may rely on any indexes or data contained in this communication. No further distribution of data from the LSE Group is permitted without the relevant LSE Group company's express written consent. The LSE Group does not promote, sponsor or endorse the content of this communication.

Benchmark analytics utilize Yield Book prepayment model for Agency MBS sector, which can vary from benchmark analytics published by Bloomberg.

Certain third party information in this document has been obtained from sources that Jennison believes to be reliable as of the date presented; however, Jennison cannot guarantee the accuracy of such information, assure its completeness, or warrant such information will not be changed. Jennison has no obligation to update any or all such third party information. Any references to third party trademarks and data are proprietary and confidential and cannot be redistributed without Jennison's prior consent.

The views expressed herein are those of Jennison Associates LLC investment professionals at the time the comments were made and may not be reflective of their current opinions and are subject to change without notice.

All non-performance portfolio data provided is based on a representative Jennison Active Intermediate Government/Credit Portfolio. The representative portfolio was selected because it is in the institutional composite, and we believe the holdings, characteristics and risk profile are representative of this strategy. Representative portfolios are subject to change. Information is supplemental to the Active Intermediate Government/Credit Composite presentation. Please visit <https://www.jennison.com/global/en/institutional/gips/active-intermediate-government-credit-composite> for the Active Intermediate Government/Credit Composite presentation, which includes fee information and criteria for composite performance creation.

Excess return is the additional return generated by the composite relative to the benchmark.

Coupon – the annual interest rate paid on a bond, expressed as a percentage of the face value and paid from issue date until maturity. Coupons are usually referred to in terms of the coupon rate, which is the sum of coupons paid in a year divided by the face value of the bond in question.

Contribution to Duration (years) – found by multiplying the percentage that the individual issue or sector is of the portfolio by the duration of the individual issue or sector.

Duration - a measure of the sensitivity of the price of a bond or other debt instrument to a change in interest rates.

Effective Duration – a duration calculation for bonds that have embedded options. This measure of duration takes into account the fact that expected cash flows will fluctuate as interest rates change and is, therefore, a measure of risk.

Partial Duration – also known as Key Rate Duration. Key rate duration measures how the value of a debt security or a debt instrument portfolio, general bonds, changes at a specific maturity point along the entirety of the yield curve.

Maturity – the date on which the life of a transaction or financial instrument ends, after which it must either be renewed or it will cease to exist. The term is most commonly used in relation to bonds but is also used for deposits, currencies, interest rate and commodity swaps, options, loans, and other transactions.

Option Adjusted Spread (OAS) - the measurement of the spread of a fixed-income security rate and the risk-free rate of return, which is then adjusted to take into account an embedded option.

Yield – a general term that relates to the return on the capital you invest in a bond.

Yield to Worst (YTW) – a measure of the lowest possible yield that can be received on a bond that fully operates within the terms of its contract without defaulting.

Bloomberg US Government/Credit Bond Index includes securities in the Government and Credit Indices. The US Government Bond Index includes Treasuries (i.e., public obligations of the U.S. Treasury that have remaining maturities of more than one year) and agencies (i.e., publicly issued debt of U.S. Government agencies, quasi-federal corporations, and corporate or foreign debt guaranteed by the U.S. Government). The US Credit Bond Index includes publicly issued U.S. corporate and foreign debentures and secured notes that meet specified maturity, liquidity, and quality requirements.

Bloomberg US Intermediate Government/Credit Bond Index includes securities in the intermediate maturity range of the US Government/Credit Bond Index.

Jennison Associates is a registered investment advisor under the U.S. Investment Advisers Act of 1940, as amended, and a Prudential Financial, Inc. ("PFI") company. Registration as a registered investment adviser does not imply a certain level of skill or training. Jennison Associates LLC has not been licensed or registered to provide investment services in any jurisdiction outside the United States. Additionally, vehicles may not be registered or available for investment in all jurisdictions. Prudential Financial, Inc. of the United States is not affiliated in any manner with Prudential plc, incorporated in the United Kingdom or with Prudential Assurance Company, a subsidiary of M&G plc, incorporated in the United Kingdom.

Please visit <https://www.jennison.com/important-disclosures> for important information, including information on non-US jurisdictions.
2026-5209069

For Professional Investors only. All investments involve risk, including the possible loss of capital. Not for use with the public. Not for redistribution.

JENNISON

- New York: 55 East 52nd Street, New York, New York 10055
- Boston: One International Place, Suite 4300, Boston, Massachusetts 02110
- London: Grand Buildings, 1-3 Strand, London, WC2N 5HR, UK

tel: 212-421-1000
tel: 617-345-6850

www.jennison.com
support@jennison.com